


High Power High Performance Molded Surface Mount Inductors

Model HA72E-06

Features and Benefits

- Operating Temperature Range -40°C to +155°C
- Temperature Rise, Maximum 50°C
- Operating Frequency Up to 3MHz
- AEC-Q200 CERTIFIED
- RoHS Compliant



Specifications @ 25°C

Part Number	Inductance ⁽¹⁾ μH±20%	Heating Current ⁽²⁾ (Adc)	Isat ⁽³⁾ (Adc)	DCR (mΩ)	
				Typ.	Max.
HA72E-06R10LF	0.10	26.2	45.0	1.5	1.7
HA72E-06R20LF	0.20	20.3	34.0	2.5	2.8
HA72E-06R33LF	0.33	18.0	22.0	3.2	3.9
HA72E-06R47LF	0.47	16.1	19.0	4.0	4.2
HA72E-06R68LF	0.68	14.4	16.5	5.0	5.5
HA72E-061R0LF	1.00	10.3	15.0	9.0	10.0
HA72E-061R5LF	1.50	8.4	10.0	13.0	14.0
HA72E-062R2LF	2.20	8.3	8.5	18.0	20.0
HA72E-063R3LF	3.30	6.6	8.0	26.5	30.0
HA72E-064R7LF	4.70	5.4	6.5	39.0	42.0
HA72E-066R8LF	6.80	4.1	5.0	62.0	68.0
HA72E-068R2LF	8.20	3.5	4.2	80.0	100.0
HA72E-06100LF	10.0	3.2	4.0	100.0	105.0
HA72E-06330LF	33.0	1.8	2.5	302.0	332.0

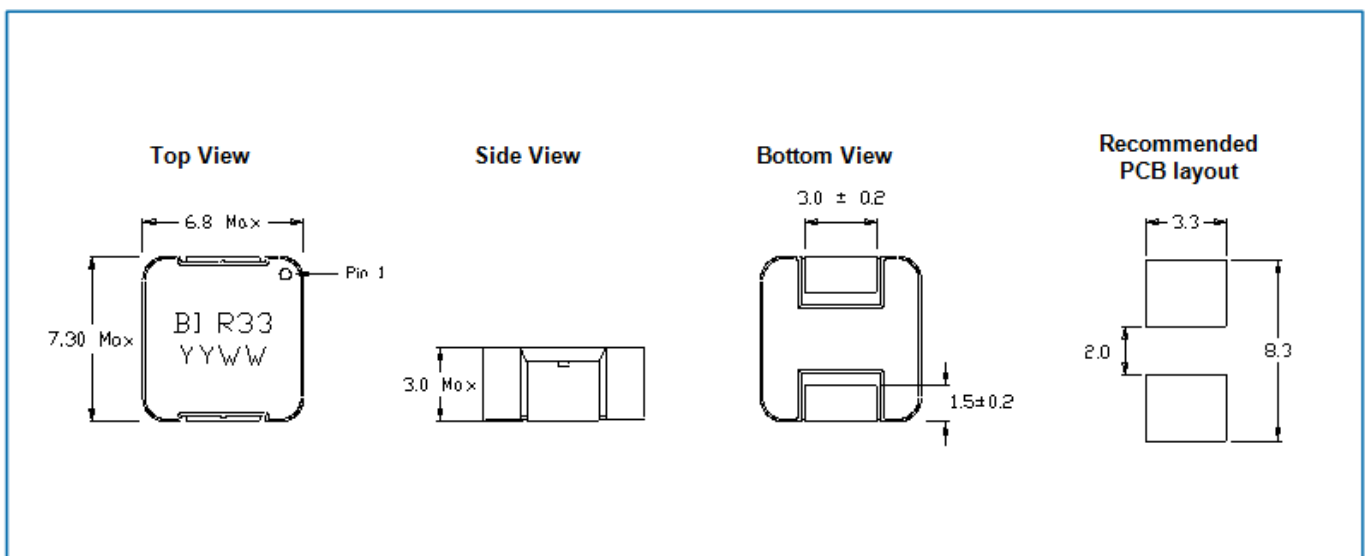
Notes: (1) Inductance is measured at 100 kHz, 0.1Vac without DC current.

(2) The Heating Current is the approximate DC current which causes the component temperature to increase by 50°C. This current is determined by soldering the component on a typical application PCB, and then applying the current to the device for 30 minutes.

(3) The saturation current (Isat) is the approximate current at which the inductance will be decreased by 20% typical from its initial (zero DC) value.

(4) The part temperature (ambient + temperature rise) should not exceed 155°C.

Mechanical Outline Dimensions (mm)



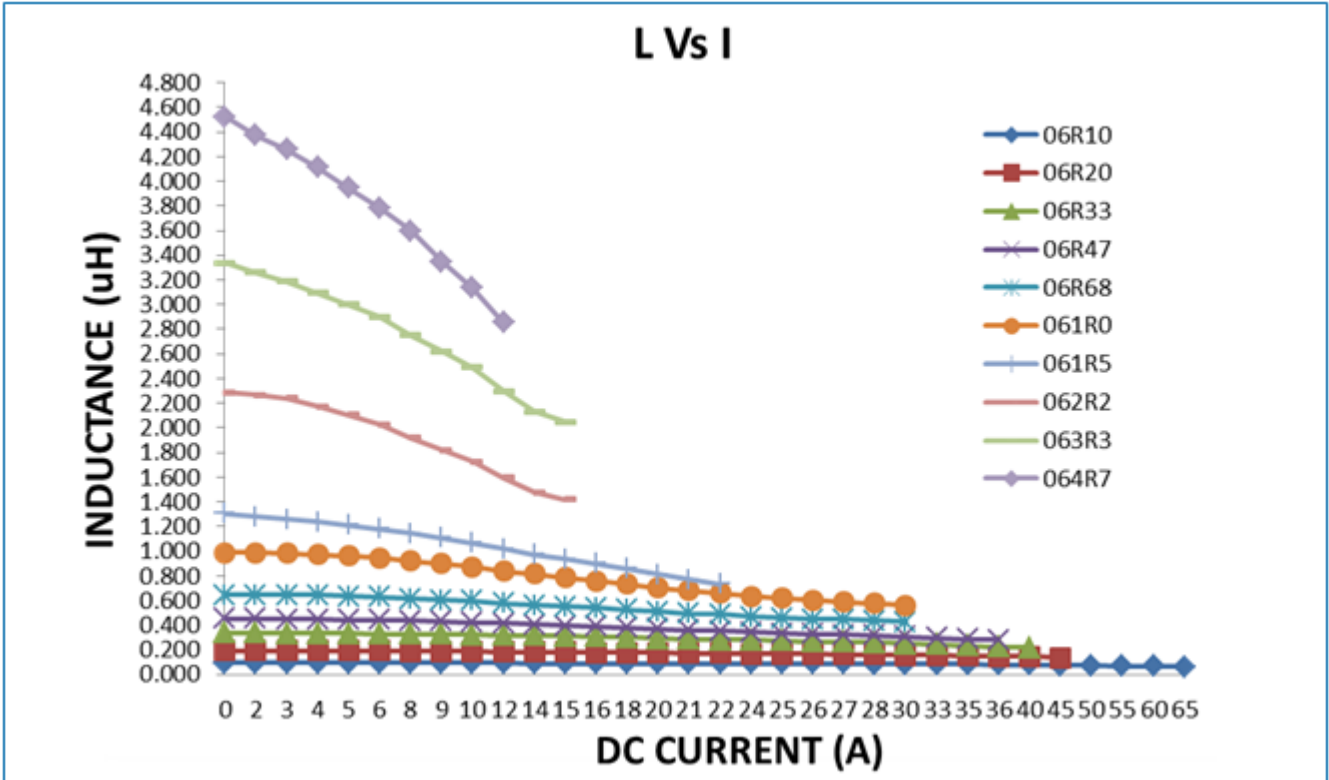
General Note

TT Electronics reserves the right to make changes in product specification without notice or liability.

All information is subject to TT Electronics' own data and is considered accurate at time of going to print.

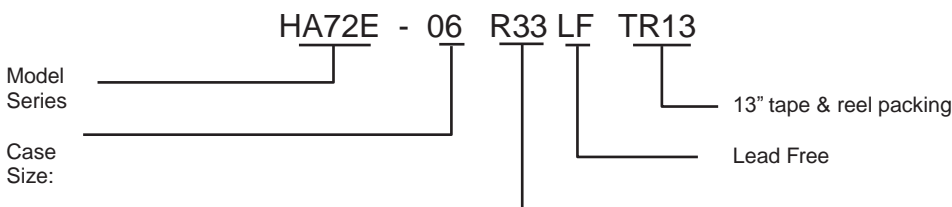
Model HA72E-06

Electrical Characteristic @ 25°C



Packing / Ordering Information

One reel (13")	2000 pcs
One shipping carton (6 reels)	12000 pcs



Inductance Code:

First 2 digits are significant. Last digit denotes number of trailing zeros. For values below 10µH, "R" denotes the decimal point.

General Note

TT Electronics reserves the right to make changes in product specification without notice or liability. All information is subject to TT Electronics' own data and is considered accurate at time of going to print.