




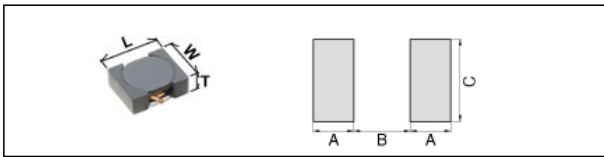


VLF403210MT-4R7M-CA

Applications		Automotive Grade
Feature		Wire Wound
		Magnetic Shield
		Ferrite Core
		AEC-Q200
Series	VLF-M Series / VLF403210MT-CA Type	
Status	PROD	



Size	
Length(L)	4.00mm +/-0.20mm
Width(W)	3.20mm +/-0.20mm
Thickness(T)	1.00mm Max.
Recommended Land Pattern (A)	1.10mm Nom.
Recommended Land Pattern (B)	1.30mm Nom.
Recommended Land Pattern (C)	1.80mm Nom.

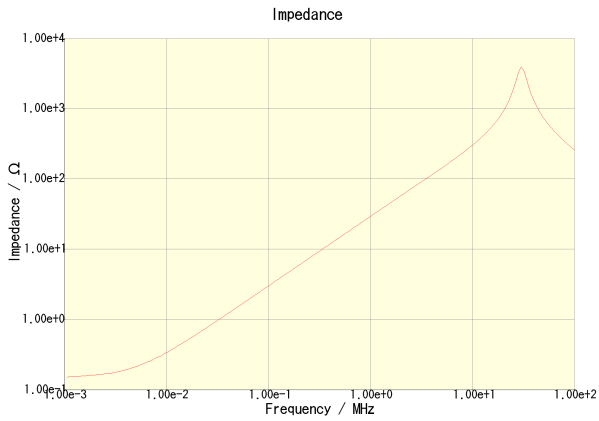
Electrical Characteristics	
Inductance	4.7uH +/-20% at 1MHz
Rated Current (L Change) [Typ.]	1.21A (30% Down)
Rated Current (L Change) [Max.]	1.09A (30% Down)
Rated Current (Temperature Rise) [Typ.]	1.61A (40degC Rise)
DC Resistance [Nom.]	120mΩ
DC Resistance [Max.]	140mΩ

Other	
Operating Temp. Range (Including Self-Temp. Rise)	-40 to 105degC
Soldering Method	Reflow
AEC Q200	Yes
Packing	Blister (Plastic)Taping [180mm Reel]
Package Quantity	1000Pcs Min.
Weight	0.048g

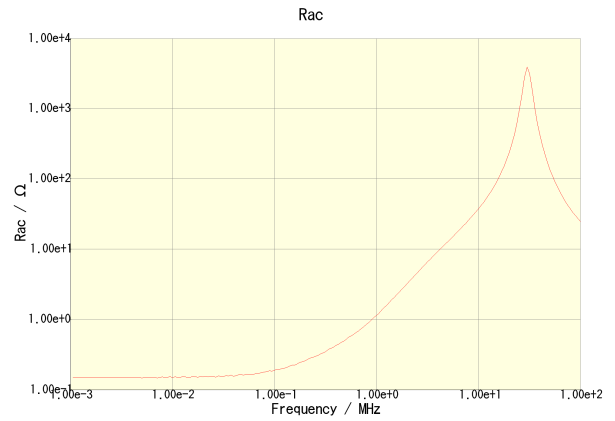
•This PDF document was created based on the data listed on the TDK Corporation website.
 •All specifications are subject to change without notice.

VLF403210MT-4R7M-CA

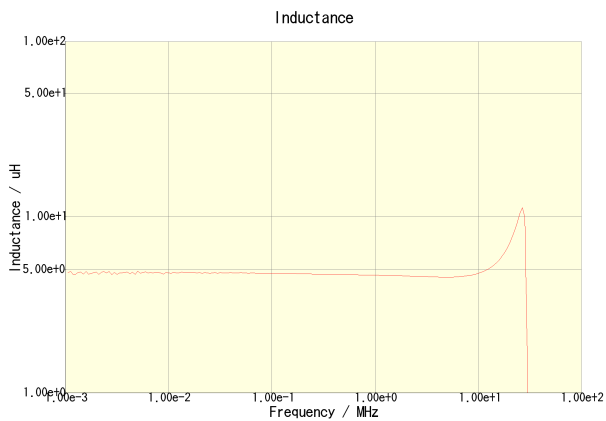
Characteristic Graphs (This is reference data, and does not guarantee the product's characteristics.)



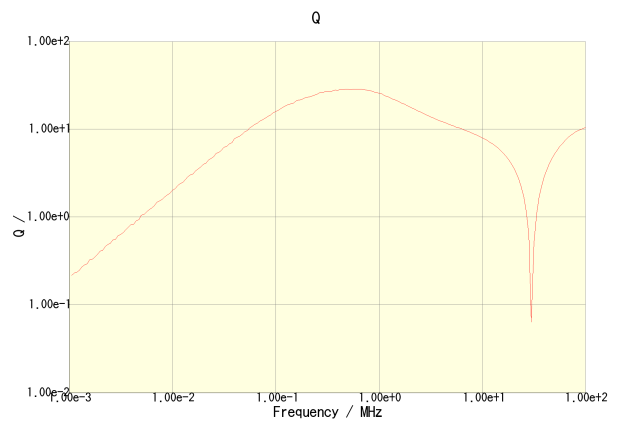
VLF403210MT-4R7M-CA



VLF403210MT-4R7M-CA



VLF403210MT-4R7M-CA

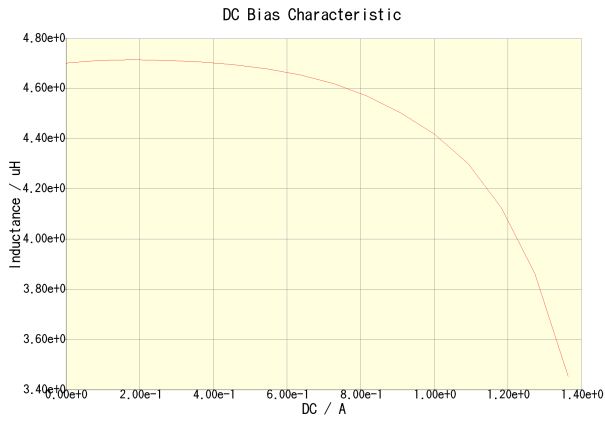


VLF403210MT-4R7M-CA

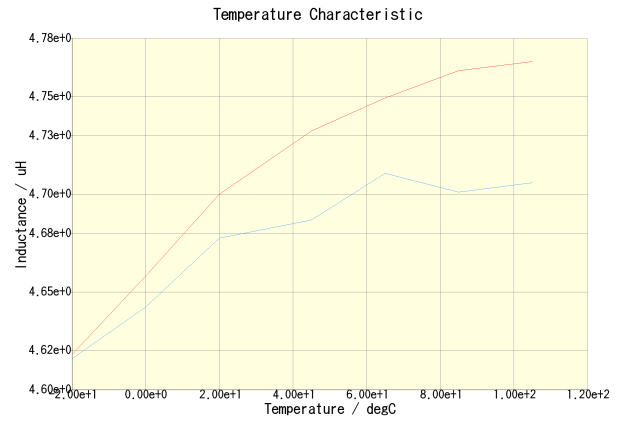
•This PDF document was created based on the data listed on the TDK Corporation website.
 •All specifications are subject to change without notice.

VLF403210MT-4R7M-CA

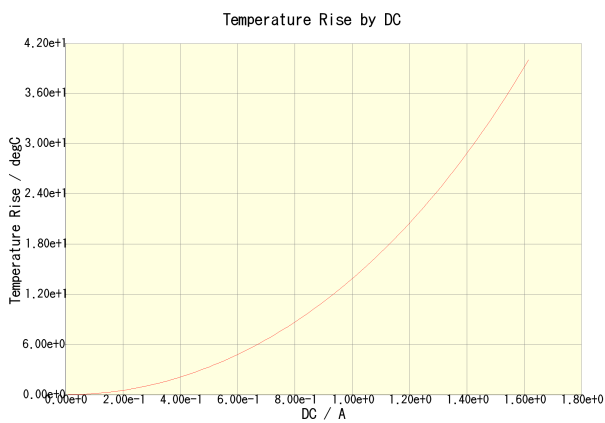
Characteristic Graphs (This is reference data, and does not guarantee the product's characteristics.)



VLF403210MT-4R7M-CA(Amb. Temp. = 20degc)



VLF403210MT-4R7M-CA(DC = 0A) VLF403210MT-4R7M-CA(DC = 0.545A)



VLF403210MT-4R7M-CA(Amb. Temp. = 20degc)

•This PDF document was created based on the data listed on the TDK Corporation website.
 •All specifications are subject to change without notice.