

## Single relay - REL-OR/LDP-110DC/1/MB - 2901902

Please be informed that the data shown in this PDF Document is generated from our Online Catalog. Please find the complete data in the user's documentation. Our General Terms of Use for Downloads are valid (<http://phoenixcontact.com/download>)



Plug-in octal relay with power contacts, specially designed for switching high DC loads, 1 N/O contact, detectable manual operation, status LED, blowout magnet, coil voltage: 110 V DC

The figure shows the 24 V DC version

### Product Features



### Key commercial data

Packing unit	1 pc
Weight per Piece (excluding packing)	92.0 GRM
Custom tariff number	85364900
Country of origin	India

### Technical data

#### Dimensions

Width	35 mm
Height	35 mm
Depth	58.5 mm

#### Ambient conditions

Ambient temperature (operation)	-40 °C ... 60 °C
Ambient temperature (storage/transport)	-40 °C ... 80 °C

#### Coil side

Nominal input voltage $U_N$	110 V DC
Input voltage range in reference to $U_N$	see diagram
Typical input current at $U_N$	13 mA
Power dissipation for nominal condition	1.43 W

# Single relay - REL-OR/LDP-110DC/1/MB - 2901902

## Technical data

### Coil side

Typical response time	20 ms
Typical release time	30 ms
Coil resistance	9.2 kΩ ±10 %
Operating voltage display	Yellow LED
Protective circuit	Damping diode

### Contact side

Contact type	Single contact, 1 N/O contact (series connection, 2 N/O contacts) with blowout magnet
Contact material	AgNi
Maximum switching voltage	250 V AC 220 V DC
Minimum switching voltage	10 V (at 10 mA)
Maximum inrush current	30 A (20 ms)
Min. switching current	10 mA (at 10 V)
Limiting continuous current	10 A
Interrupting rating (ohmic load) max.	2500 VA (for 250 V AC)
Switching capacity in acc. with DIN VDE 0660/IEC 60947	3.6 A (at 24 V, DC13) 3.6 A (at 110 V, DC13) 2 A (at 220 V, DC13) 6 A (at 24 V, AC15) 6 A (at 120 V, AC15) 6 A (at 250 V, AC15)

### General

Test voltage relay winding/relay contact	2.5 kV <sub>rms</sub> (50 Hz, 1 min.)
Operating mode	100% operating factor
Degree of protection	RT I
Mechanical service life	Approx. 10 <sup>7</sup> cycles
Standards/regulations	IEC 61810 EN 60947
Pollution degree	3
Surge voltage category	III
Mounting position	any
Assembly instructions	On relay base PR3

# Single relay - REL-OR/LDP-110DC/1/MB - 2901902

## Classifications

### eCl@ss

eCl@ss 4.0	27371104
eCl@ss 4.1	27371104
eCl@ss 5.0	27371001
eCl@ss 5.1	27371001
eCl@ss 6.0	27371001
eCl@ss 7.0	27371001
eCl@ss 8.0	27371601

### ETIM

ETIM 3.0	EC000196
ETIM 4.0	EC000196
ETIM 5.0	EC001437

### UNSPSC

UNSPSC 6.01	30211916
UNSPSC 7.0901	39121515
UNSPSC 11	39121515
UNSPSC 12.01	39121515
UNSPSC 13.2	39121515

## Approvals

### Approvals

---

#### Approvals

UL Recognized / cUL Recognized / cUL Recognized / UL Recognized / EAC / cULus Recognized

---

#### Ex Approvals

---

#### Approvals submitted

---

### Approval details

UL Recognized
---------------

# Single relay - REL-OR/LDP-110DC/1/MB - 2901902

## Approvals

cUL Recognized

cUL Recognized

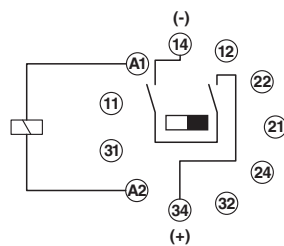
UL Recognized

EAC

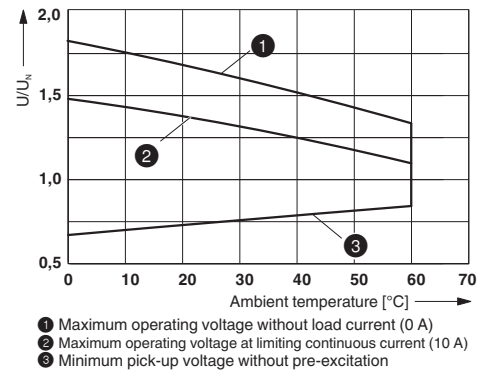
cULus Recognized

## Drawings

Circuit diagram



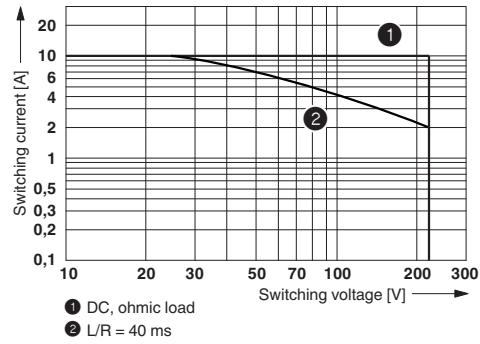
Diagram



Operating voltage range of the relay

## Single relay - REL-OR/LDP-110DC/1/MB - 2901902

Diagram



DC interrupting rating

Phoenix Contact 2015 © - all rights reserved  
<http://www.phoenixcontact.com>